

DATA INPUT PAGE FOR CITIZEN'S GUIDE TO LOCAL UNIT FINANCES

Local Unit Name: Village of Morley
 Local Unit Code: 543,030

	<u>2017</u>	<u>2018</u>	<u>2019</u>	<u>2020</u>	<u>2021</u>	<u>Per capita information</u>	
						<u>2020</u>	<u>2021</u>
<u>Statement of Revenues & Expenditures - All governmental funds</u>							
Revenues							
Taxes	83,224	83,813	83,426	88,829	90,650	180	177
Licenses & Permits						-	-
Intergovernmental Revenues	46,170	47,476	49,546	51,600	50,168	105	98
State Government						-	-
Local Contributions						-	-
Charges for Services		4,876		4,692		10	-
Fines & Forfeitures		576		1,073		2	-
Interest & Rents	128	277	997	1,604	32	3	0
Other Revenues	4,106	4,717	9,453	4,248	10,064	9	20
Total Revenues	133,628	141,735	143,422	152,046	150,914	308	295
Expenditures							
General Government	57,397	56,563	63,635	51,021	49,081	103	96
Police & Fire	13,302	32,296	38,259	35,611	44,278	72	86
Other Public Safety						-	-
Roads						-	-
Other Public Works	23,810	30,245	24,977	25,858	30,110	52	59
Health & Welfare						-	-
Community/Econ. Development						-	-
Recreation & Culture	17,946	18,202	17,433	35,732	31,915	72	62
Capital Outlay	20,523		6,141	7,750	7,605	16	15
Debt Service						-	-
Other Expenditures						-	-
Total Expenditures	132,978	137,306	150,445	155,972	162,989	316	318
Surplus (Shortfall)	650	4,429	(7,023)	(3,926)	(12,075)	(8)	(24)

DATA INPUT PAGE FOR CITIZEN'S GUIDE TO LOCAL UNIT FINANCES

Local Unit Name: Village of Morley
 Local Unit Code: 543,030

	<u>2017</u>	<u>2018</u>	<u>2019</u>	<u>2020</u>	<u>2021</u>	<u>Per capita information</u>	
						<u>2020</u>	<u>2021</u>
Financial Position - All governmental funds							
Nonspendable						-	-
Restricted						-	-
Committed						-	-
Assigned						-	-
Unassigned	159,722	164,807	156,726	154,813	144,679	314	283
Total Fund Balance	159,722	164,807	156,726	154,813	144,679	314	283

Liabilities not counted on a modified-accrual basis

Pensions

No pensions available for employees.

Date of actuarial valuation:							
Assets							
Actuarial Liability							
Unfunded (Overfunded)	-	-	-	-	-	-	-
Percent funded	0%	0%	0%	0%	0%		

OPEB

Date of actuarial valuation:							
Assets							
Actuarial Liability							
Unfunded	-	-	-	-	-	-	-
Percent funded	0%	0%	0%	0%	0%		
Sum of All Pension & OPEB Plans							
Assets	-	-	-	-	-	-	-
Actuarial Liability	-	-	-	-	-	-	-
Unfunded	-	-	-	-	-	-	-
Percent funded	0%	0%	0%	0%	0%		

DATA INPUT PAGE FOR CITIZEN'S GUIDE TO LOCAL UNIT FINANCES

Local Unit Name: Village of Morley
 Local Unit Code: 543,030

	<u>2017</u>	<u>2018</u>	<u>2019</u>	<u>2020</u>	<u>2021</u>	<u>Per capita information</u>	
						<u>2020</u>	<u>2021</u>
Debt	Village of Morley has no debt.						
Bonds & Contracts Payable							
Capital Leases							
Other Contractual Debt							
Structured Debt							
Employee Compensated Absences							
Landfill Closure & Postclosure Care							
Uninsured Losses							
Other Claims & Contingencies							
Total Long Term Debt (Excluding Pension & OPEB)	-	-	-	-	-	-	-

Population Information

	493	496	493	493	512
--	-----	-----	-----	-----	-----

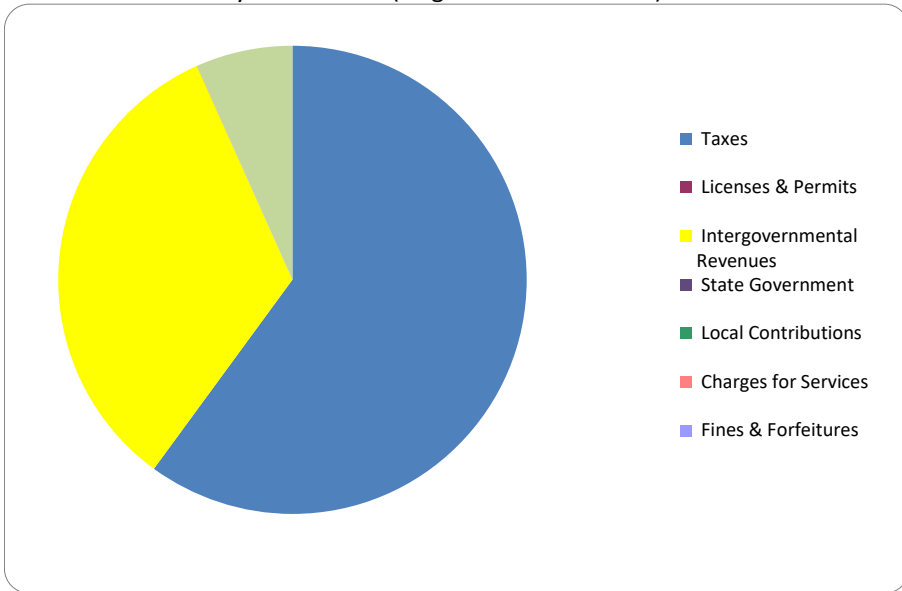
Contact Information

Contact Name: Terry Stilson
 Contact Phone Number: 231-856-4582

CITIZEN'S GUIDE TO LOCAL UNIT FINANCES - Village of Morley (543030)

REVENUES

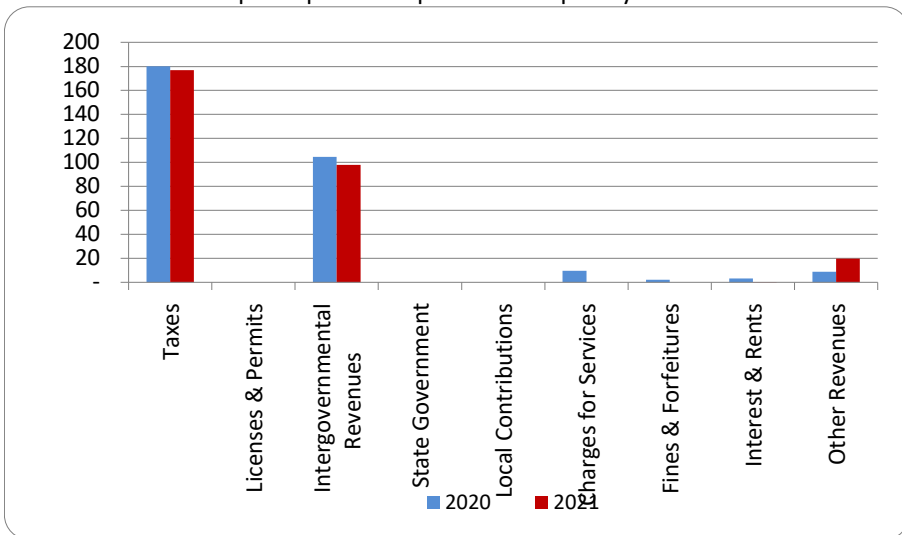
1. Where our money comes from (all governmental funds)



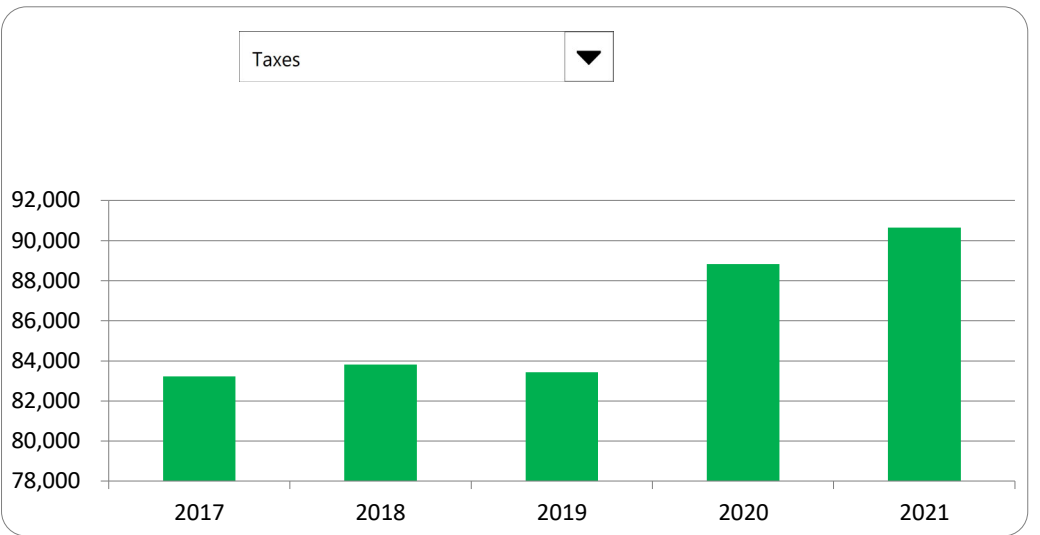
2. Compared to the prior year

	<u>2020</u>	<u>2021</u>	<u>% change</u>
Taxes	\$ 88,829	\$ 90,650	2.05%
Licenses & Permits	-	-	N/A
Intergovernmental Reve	51,600	50,168	-2.78%
State Government	-	-	N/A
Local Contributions	-	-	N/A
Charges for Services	4,692	-	-100.00%
Fines & Forfeitures	1,073	-	-100.00%
Interest & Rents	1,604	32	-98.00%
Other Revenues	4,248	10,064	136.91%
Total Revenues	\$ 152,046	\$ 150,914	-0.74%

3. Revenue sources per capita - compared to the prior year



4. Historical trends of individual sources



Commentary:2020 Population was used from CityPopulation.de

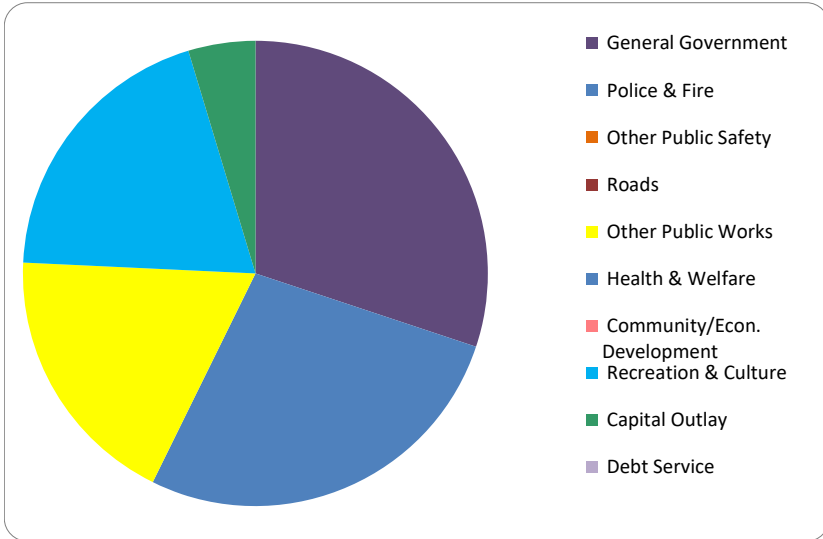
For more information on our unit's finances, contact Terry Stilson at 231-856-4582.

CITIZEN'S GUIDE TO LOCAL UNIT FINANCES - Village of Morley (543030)

EXPENDITURES

1. Where we spend our money (all governmental funds)

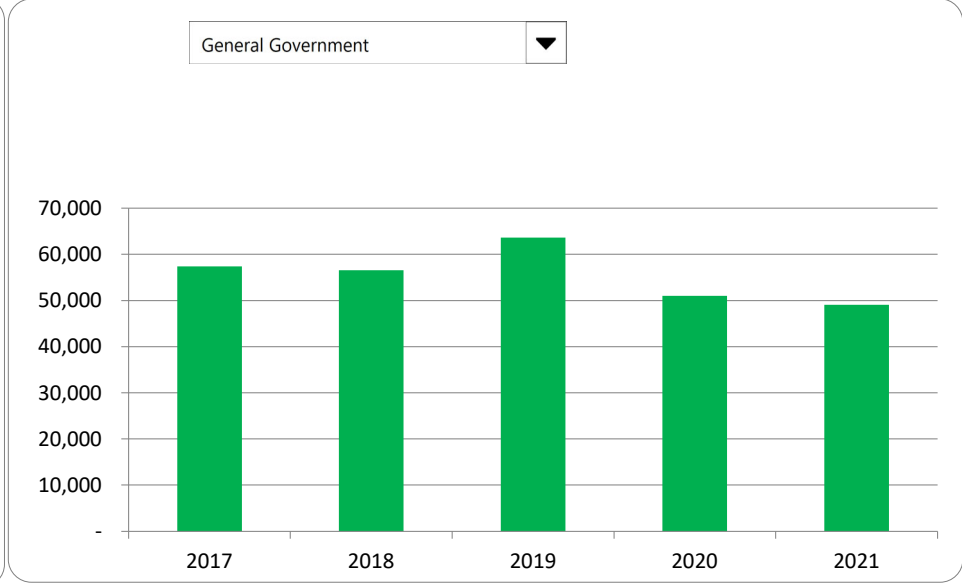
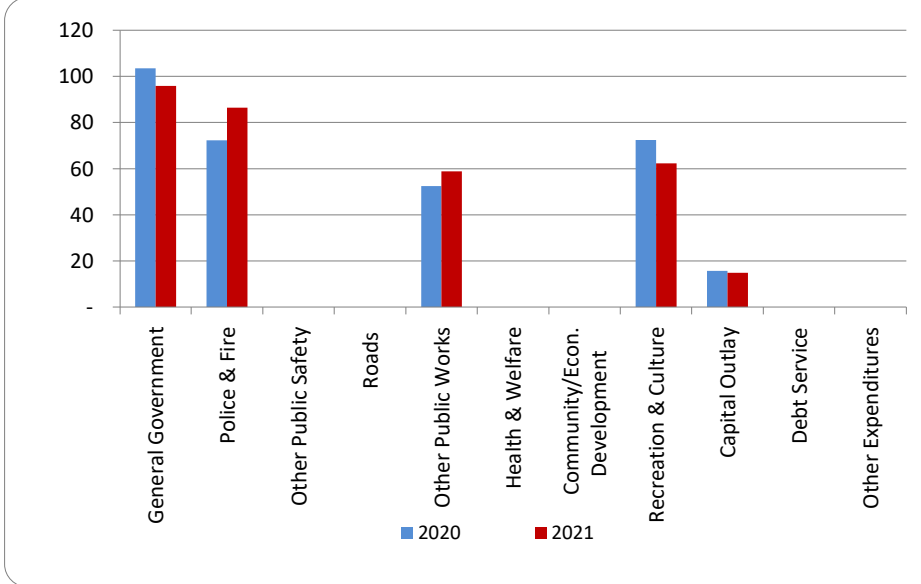
2. Compared to the prior year



	<u>2020</u>	<u>2021</u>	<u>% change</u>
General Government	\$ 51,021	\$ 49,081	-3.80%
Police & Fire	35,611	44,278	24.34%
Other Public Safety	-	-	N/A
Roads	-	-	N/A
Other Public Works	25,858	30,110	16.44%
Health & Welfare	-	-	N/A
Community/Econ. Development	-	-	N/A
Recreation & Culture	35,732	31,915	-10.68%
Capital Outlay	7,750	7,605	-1.87%
Debt Service	-	-	N/A
Other Expenditures	-	-	N/A
Total Expenditures	<u>\$ 155,972</u>	<u>\$ 162,989</u>	4.50%

3. Spending per capita - compared to the prior year

4. Historical trends of individual departments:



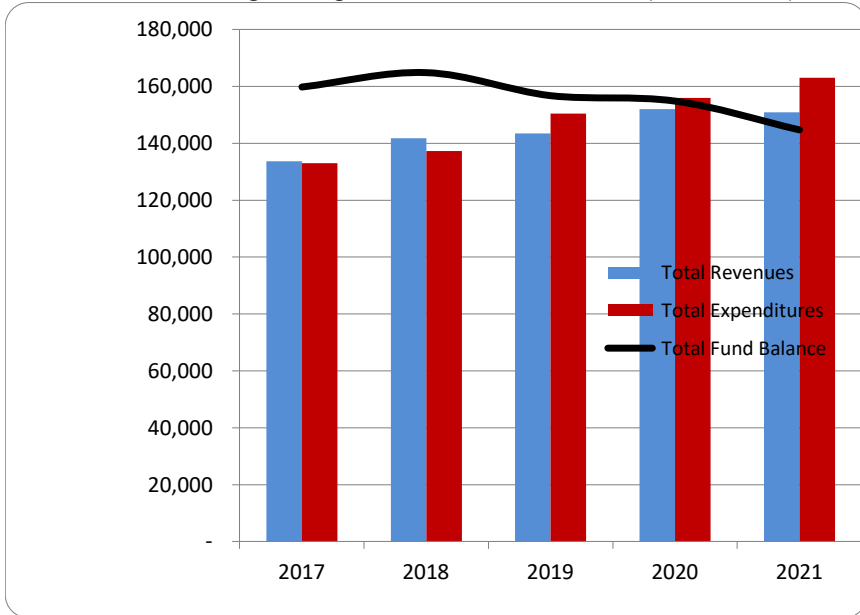
Commentary:2020 Population was used from CityPopulation.de

For more information on our unit's finances, contact Terry Stilson at 231-856-4582.

CITIZEN'S GUIDE TO LOCAL UNIT FINANCES - Village of Morley (543030)

FINANCIAL POSITION

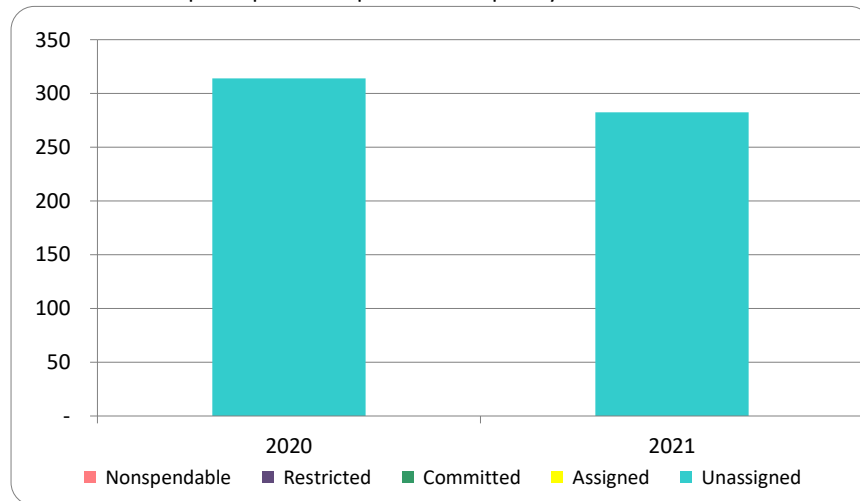
1. How have we managed our governmental fund resources (fund balance)?



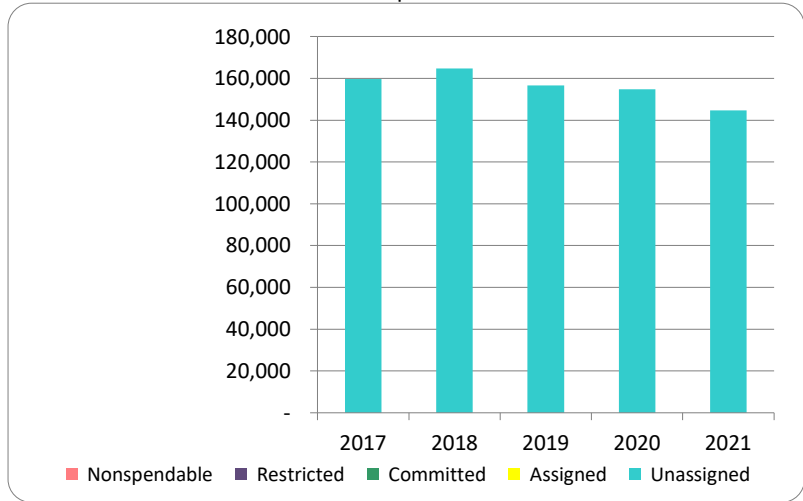
2. Compared to the prior year

	2020	2021	% change
Revenue	152,046	150,914	-0.74%
Expenditures	155,972	162,989	4.50%
Surplus (shortfall)	(3,926)	(12,075)	207.56%
Fund balance, by component:			
Nondisposable	-	-	N/A
Restricted	-	-	N/A
Committed	-	-	N/A
Assigned	-	-	N/A
Unassigned	154,813	144,679	-6.55%
total fund balance	154,813	144,679	-6.55%

3. Fund balance per capita - compared to the prior year



4. Historical trends of individual components



Commentary: 2020 Population was used from CityPopulation.de

For more information on our unit's finances, contact Terry Stilson at 231-856-4582.

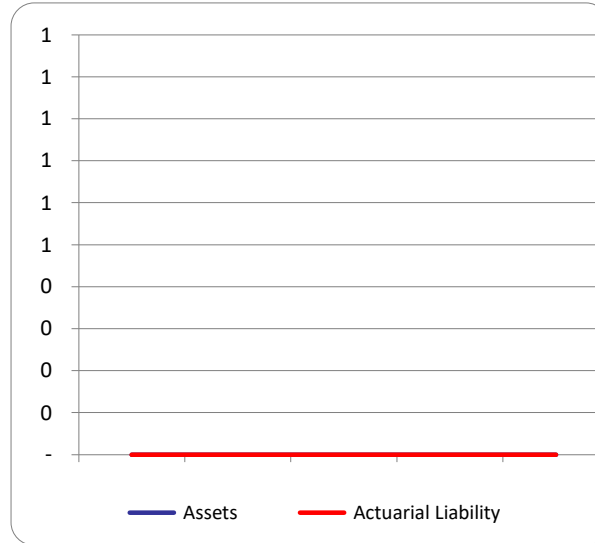
CITIZEN'S GUIDE TO LOCAL UNIT FINANCES - Village of Morley (543030)

OTHER LONG TERM OBLIGATIONS

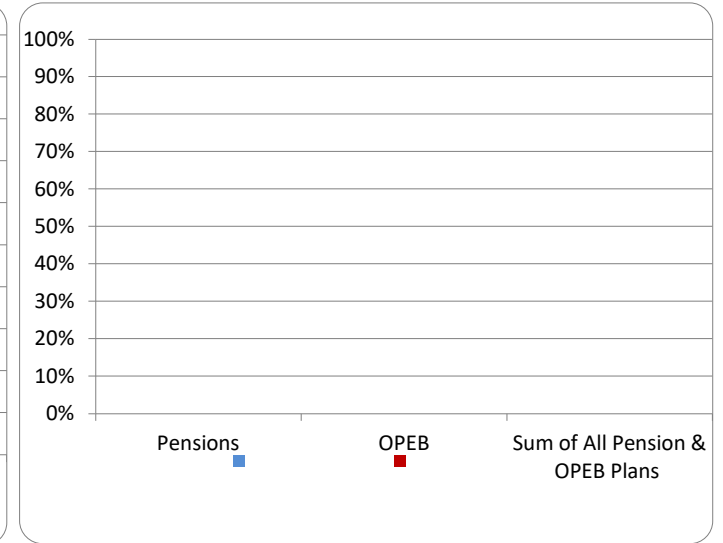
1. Pension funding status



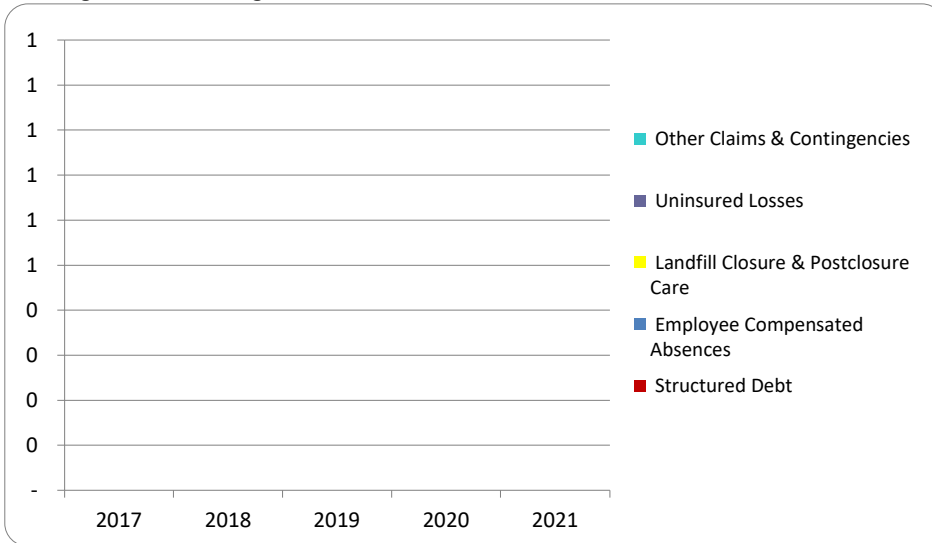
2. Retiree Health care funding status



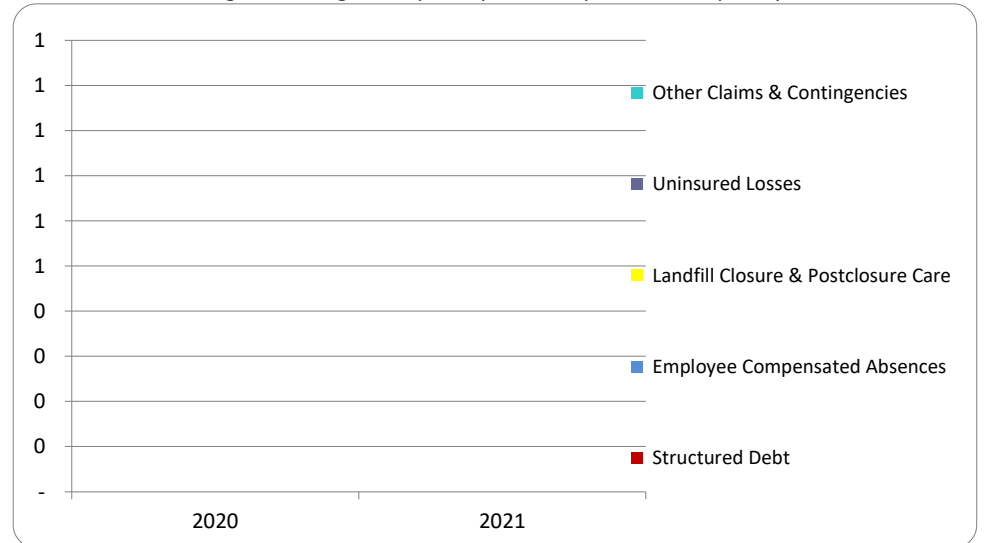
3. Percent funded - compared to the prior year



4. Long Term Debt obligations:



5. Debt & other long term obligations per capita - compared to the prior year



Commentary: No pensions or OPEB available for employees. No debt.

For more information on our unit's finances, contact Terry Stilson at 231-856-4582.

DATA INPUT PAGE FOR PERFORMANCE DASHBOARD

Local Unit Name: Village of Morley
 Local Unit Code: 543030
 We suggest you "Hide" this tab before publishing the Excel file to your web site.

<u>Metric</u>	<u>2020</u>	<u>2021</u>	<u>Comments</u>
Population	493	517	
Annual General Fund expenditures per capita			General Fund
General Fund Expenditures	155,972	162,989	
Expenditures per capita	316	315	
Fund Balance as % of annual General Fund expenditures			
Fund Balance	154,813	144,679	
Fund Balance as % of Annual GF Expenditures	99.3%	88.8%	
Unfunded pension & OPEB liability, as a % of annual General Fund revenue			No pensions or OPEB.
Pension funding:			
Actuarial value of assets			
Actuarial accrued liability			
Overfunded (Unfunded)	-	-	
OPEB funding:			OPEB is other post-employment benefits.
Actuarial value of assets			
Actuarial accrued liability			
Overfunded (Unfunded)	-	-	
Combined overfunding (underfunding)	-	-	
General Fund revenue	152,045	150,913	
Unfunded OPEB liability as a % of annual GF revenue	0%	0%	
Debt burden per capita			No debts.
Total direct debt, from the FS:			
Bonds, notes & contracts payable			
Capital leases			
Total direct debt	-	-	
Debt burden per capita	-	-	

DATA INPUT PAGE FOR PERFORMANCE DASHBOARD

Local Unit Name: Village of Morley

Local Unit Code: 543030

We suggest you "Hide" this tab before publishing the Excel file to your web site.

<u>Metric</u>	<u>2020</u>	<u>2021</u>	<u>Comments</u>
Percentage of road funding provided by the General Fund			
Road expenditures:			
Major streets fund	9,250	10,535	
Local streets fund	27,018	22,827	
Municipal streets fund	-	-	
Total road expenditures	36,268	33,362	
Transfers from the General Fund into:			
Major streets fund	(22,500)	(20,000)	
Local streets fund	22,500	20,000	
Municipal streets fund	-	-	
Total General Fund funding	-	-	
Ratio of road funding to total GF expenditures	0.0%	0.0%	
Ratio of pensioners to employees			No pensions or OPEB.
Number of retirees participating in the Defined Benefit pension systems	-	-	
Number of current active employees	12	10	
Ratio	-	-	
Number of services delivered via cooperative venture	3	3	
List the individual services delivered via cooperative venture: (place an "X" in each year the services were delivered cooperatively)			
Library			
Dispatch			
Building inspections			
Recreation			
Finance dept. consolidation			
Assessing	X	X	Assessors for Village of Morley are employed by Aetna & Deerfield Townships
Fire	X	X	Village of Morley, Aetna & Deerfield Townships
Police	X	X	Village of Morley, State and County Police
Other:			
Totals	3	3	

DATA INPUT PAGE FOR PERFORMANCE DASHBOARD

Local Unit Name: Village of Morley

Local Unit Code: 543030

We suggest you "Hide" this tab before publishing the Excel file to your web site.

<u>Metric</u>	<u>2020</u>	<u>2021</u>	<u>Comments</u>
Economic Strength			
% of community with access to high speed broadband			% with access (not how many residents are actively utilizing the service).
Number of homes	233	233	The whole village has access to high speed internet but some do not access.
Number of homes with access to highspeed internet	233	233	
% of homes with access to highspeed internet	100.0%	100.0%	
% of community age 25+ with Bachelor's degree or higher			
Population aged 25 and over	307	301	Alternative: % of High school graduates going to college (data point is available from the local school district); however, you must change the title name in A70.
Number with Bachelor's degree or higher	29	28	
% of community age 25+ with bachelor's degree or higher	9.4%	9.3%	2021 statistics taken from citypopulation.de and city-data.com
Average age of critical infrastructure (years)			
Water lines			Buildings need not be reported. No Public Water.
Historical cost			
Accumulated depreciation			
Average depreciable life (in years)			
Average age <i>component of the weighted average</i>			
Sewer lines			No Public Sewer
Historical cost			
Accumulated depreciation			
Average depreciable life (in years)			
Average age <i>component of the weighted average</i>			

DATA INPUT PAGE FOR PERFORMANCE DASHBOARD

Local Unit Name: Village of Morley

Local Unit Code: 543030

We suggest you "Hide" this tab before publishing the Excel file to your web site.

<u>Metric</u>	<u>2020</u>	<u>2021</u>	<u>Comments</u>
Public Safety			
Violent crimes per thousand			Report consistent with the Michigan Incident Crime Reporting guidelines.
Violent crimes	2	16	2021 reported using Bestplaces.net data. 2020 obtained through Morley police.
Violent crimes per thousand	4	32	
Property crimes per thousand			Report consistent with the Michigan Incident Crime Reporting guidelines.
Property crimes	4	35	2021 reported using Bestplaces.net data. 2020 obtained through Morley police.
Property crimes per thousand	8	68	
Traffic injuries or fatalities	-	-	The UD-10 does not distinguish between serious injury and minor injury.
Traffic incidents from the UD-10	-	-	2021 not reportable due to no Village of Morley Policeman.

DATA INPUT PAGE FOR PERFORMANCE DASHBOARD

Local Unit Name: Village of Morley

Local Unit Code: 543030

We suggest you "Hide" this tab before publishing the Excel file to your web site.

<u>Metric</u>	<u>2020</u>	<u>2021</u>	<u>Comments</u>
Quality of Life			
Miles of sidewalks and non-motorized paths/trails as a factor of total miles of local/major roads & streets			Utilize the most recent audited Act 51 reports as the source data.
Miles of sidewalks and non-motorized paths/trails	3.30	3.30	
Total miles of local/major roads & streets	6.49	6.49	
	0.508	0.508	
Percent of General Fund expenditures committed to arts, culture and recreation			
Arts, recreation & culture expenditures	35,732	31,915	2020 & 2021 audits
	22.9%	19.6%	
Acres of parks per thousand residents			
Acres of parks	7	7	Report the number of acres of total parkland, developed and undeveloped.
	14.20	13.54	
Percent of community with access to curbside recycling			
Population where curbside recycling is offered			No curbside recycling
	0%	0%	

Communities may report other measures for each category that are unique or important to their community.

All reported data may be footnoted to explain the reported scores.

Data should be updated at least annually, but communities are encouraged to update the dashboards more frequently.

Performance Dashboard

Local Unit Name: Village of Morley
Local Unit Code: 543030

	2020	2021	Trend	Performance
Fiscal Stability				
Annual General Fund expenditures per capita	\$316	\$315	→ -0.4%	Neutral
Fund Balance as % of annual General Fund expenditures	99.3%	88.8%	↓ -10.6%	Negative
Unfunded pension & OPEB liability, as a % of annual General Fund revenue	0%	0%		
Debt burden per capita	\$0	\$0		
Percentage of road funding provided by the General Fund	0.0%	0.0%		
Ratio of pensioners to employees	-	-		
Number of services delivered via cooperative venture	3	3	→ 0.0%	Neutral
Economic Strength				
% of community with access to high speed broadband	100%	100%	→ 0.0%	Neutral
% of community age 25+ with Bachelor's degree or higher	9%	9%	↓ -1.5%	Negative
Average age of critical infrastructure (years)	-	-		
Public Safety				
Violent crimes per thousand	4	32	↑681.9%	Negative
Property crimes per thousand	8	68	↑739.1%	Negative
Traffic injuries or fatalities	-	-		
Quality of Life				
Miles of sidewalks and non-motorized paths/trails as a factor of total miles of local/major roads & streets	0.51	0.51	→ 0.0%	Neutral
Percent of General Fund expenditures committed to arts, culture and recreation	22.9%	19.6%	↓ -14.5%	Neutral
Acres of parks per thousand residents	14.2	13.5	↓ -4.6%	Negative
Percent of community with access to curbside recycling	0%	0%		

Debt Service Report

Local Unit Name: Village of Morley
Local Unit Code: 543030
Current Fiscal Year End Date: 3/31/2022

Debt Name: No current debts
Issuance Date:
Issuance Amount:
Debt Instrument (or Type):
Repayment Source(s):

Years Ending	Principal	Interest	Total
Year 1	\$ -	\$ -	\$ -
Year 2	\$ -	\$ -	\$ -
Year 3	\$ -	\$ -	\$ -
Year 4	\$ -	\$ -	\$ -
Year 5	\$ -	\$ -	\$ -
Year 6	\$ -	\$ -	\$ -
Year 7	\$ -	\$ -	\$ -
Totals	\$ -	\$ -	\$ -

Commentary: Village of Morley has no current debts.

Projected Budget Report

Local Unit Name: Village of Morley
Local Unit Code: 543030
Current Fiscal Year End Date: 3/31/2022
Fund Name: General Fund

REVENUES	Current Year Budget	Percentage Change	Year 2 Budget	Assumptions
Property Taxes	\$ 90,800	0 %	\$ 90,800	Assuming similar revenue
Other Taxes	\$ -	%	\$ -	
State Revenue Sharing	\$ 50,000	12 %	\$ 56,000	Assuming increase in revenue
Income Tax	\$ -	%	\$ -	
Fines & Fees	\$ 700	0 %	\$ 700	Assuming similar revenue
Licenses & Permits	\$ -	%	\$ -	
Interest Income	\$ 400	(50) %	\$ 200	decrease in interest rates
Grant Revenues	\$ 29,000	%	\$ 25,800	Coronavirus grant in 2022
Other Revenues	\$ 8,550	(41.5) %	\$ 5,000	Decrease in CPL funding
Interfund Transfers (In)	\$ -	%	\$ -	
Total Revenues	\$ 179,450		\$ 178,500	
EXPENDITURES				
General Government	\$ 48,285	0 %	\$ 48,285	Assuming similar revenue
Police and Fire	\$ 44,700	(32.9) %	\$ 30,000	Assuming decrease in Police staffing
Other Public Safety	\$ -	%	\$ -	
Roads	\$ -	%	\$ -	
Other Public Works	\$ 21,475	0 %	\$ 21,475	Assuming similar revenue
Health and Welfare	\$ -	%	\$ -	
Community & Economic Development	\$ -	%	\$ -	
Recreation & Culture	\$ 49,400	61.9 %	\$ 80,000	Assuming increase in park and dam expenditures
Capital Outlay	\$ -	%	\$ -	
Debt Service	\$ -	%	\$ -	
Other Expenditures	\$ -	%	\$ -	
Interfund Transfers (Out)	\$ -	%	\$ -	
Total Expenditures	\$ 163,860		\$ 179,760	
Net Revenues (Expenditures)	\$ 15,590		\$ (1,260)	
Beginning Fund Balance	\$ 15,590		\$ 15,590	
Ending Fund Balance	\$ 14,330		\$ 14,330	

Commentary: Police is hard to determine until the Village hires another policeman.